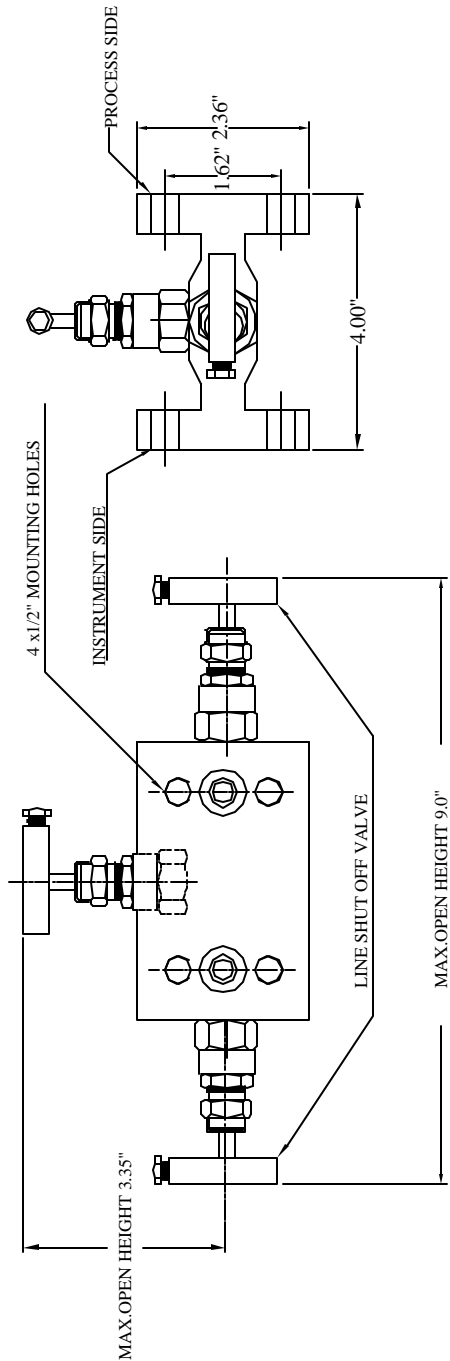
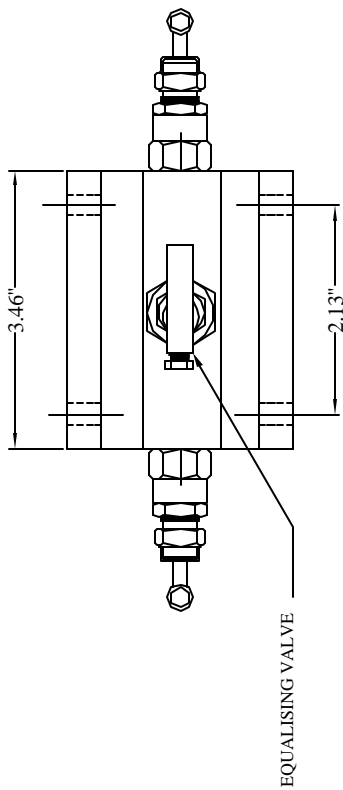


AURA 3 VALVE MANIFOLD—DOUBLE FLANGED, INTEGRAL (H) TYPE

DESCRIPTION	:	For use with D/P transmitters Direct mount to transmitter. Two process isolation valves, One equalizing valve								
CONNECTIONS	:	Instrument and Process Flanged								
BODY	:	Forged single piece CS, ASTM A-105 plated or ASTM A182 F 316SS								
STEM	:	Close tolerance surface finish, cold rolled threads, ASME SA-479 Type 316 SS								
NEEDLE TIP	:	Self centering, non-rotating, hardened & ground. ASME SA-479 Type 316 SS								
UPPER/LOWER GLAND BODY	:	SS locking pin provided. CS, ASTM A108 plated or ASME SA-479 Type 316 SS								
GLAND PACKING	:	Adjustable, below stem thread design (PBT), prevent process fluid contact with stem threads. PTFE for Temp. below 400°F/Graphite for Temp. above 400°F.								
HANDLE	:	'T' bar handle. CS, ASTM A106 plated or ASME-SA-479 Type 316 SS								
WASHER	:	ASME-SA-479 Type 316 SS								
PRESSURE/TEMPERATURE	:	<table><thead><tr><th><u>TEMPERATURE</u></th><th><u>PRESSURE</u></th></tr></thead><tbody><tr><td>200 °F</td><td>6,000 psi</td></tr><tr><td>500 °F</td><td>4,000 psi</td></tr><tr><td>1,000 OF</td><td>1,500 psi</td></tr></tbody></table>	<u>TEMPERATURE</u>	<u>PRESSURE</u>	200 °F	6,000 psi	500 °F	4,000 psi	1,000 OF	1,500 psi
<u>TEMPERATURE</u>	<u>PRESSURE</u>									
200 °F	6,000 psi									
500 °F	4,000 psi									
1,000 OF	1,500 psi									
TEST PRESSURES	:	Body: Hydrostatic at 6,000 psi Seat & Gland: 1,000 psi with Nitrogen								
PIPE MOUNTING FACILITY	:	Drilled holes provided for brackets								
OPTIONS	:	<ul style="list-style-type: none">• Material of construction confirming to NACE MR-01-75• Other Materials available for corrosion resistance• Soft seat								
PART NOS	1) Carbon Steel 2) 316 SS	:	A3VM-DFH-001-CS A3VM-DFH-001-316							
AURA DRAWING REF.	:	A3VM-DFH-001								

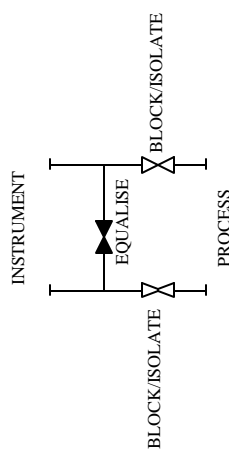
REV.	REASON FOR ISSUE	DATE	DRN.	CHKD.
0.00	REL. FOR MANU.	12.3.03	D.K.D	G.G.A



ALL DIMENSIONS ARE IN INCHES.

PROJECT/CLIENT

Aura Inc. D11/3, OKHALA IND. AREA, PHASE II, NEW DELHI INDIA. www.aurainc.com
TITLE
3 VALVE MANIFOLD DOUBLE FLANGED 'H' TYPE



TEMP.	C.S	S.S	ORIFICE DIA 'D'	Cv
ROOM T	6000PSI	6000PSI	0.220"	0.65 MAX.
500 DEG. F	4000PSI	4000PSI		
1000DEG.F	1500PSI	1500PSI		

ALL DIMENSIONS ARE SUBJECT TO CHANGE WITHOUT ANY PRIOR NOTICE. TO BE USED FOR REFERENCE ONLY.

This drawing is the property of Aura Inc. Unauthorised reproduction is prohibited.

DRG NO :A3VM-DFH-001